


YFB SERIES HYDRAULIC VALVE TEST BENCH

Reliable; Reasonable; Ease to Use; Adjustable Clamp Force



Zengxin MEE.Co.,Ltd



**VALVE
PRESSURE
TEST BENCH**

Zengxin Machine Electron Equipment Co., Ltd

Brief Introduction

Zengxin MEE is located in Shanghai which is full of vigor and vitality of the economic metropolis and is the leading manufacturer of valve test bench in China. The company established in 2001, with lands covering 15000 square meters. We have about 70 staffs in total, 8 of which are engineers. The company is a technological innovative enterprise of producing various kinds of valve test equipment and we insist with the mood factory of science and technology, improve products performance and technical content. We sincerely serve for valve manufacturing sectors and their end-users.

Our engineers have collectively designed and improved new generation of YFB series of hydraulic valve test benches absorbing advantages of the same products from China and foreign countries and in accordance with GB/T '13927-92 Pressure Tests' of General Valves, JB/T 9092-1999 'Test, Inspection and Measurement of Valve' and API 598 'Valve Inspection and Testing'. The YFB series valve test benches are electro mechanic products incorporating hydraulic and mechanical systems, which have reasonable structure, perfect function and high automation and are suitable to shell tests and closure tests for high, medium and low pressure valves.

The test benches are advanced valve measuring equipment in domestic and international countries. In 2008 we successfully manufactured the 'push-to-talk' full automation valve test bench to realize automation of valve test bench. In 2009 we successfully manufactured butterfly valve test bench of DN3000 which is ultra large type press valve test bench of bearing pressure 3200 tons. Technology content, market share, the scale of production are in a leading position in the valve test manufacturing industry. We have got 11 national utility model patents and 3 patents for invention. The company's product category is valve performance test bench, valve assembly line test bench, Valve life test bench and valve open & close torque test bench, 20 series, more than 100 specifications, and microcomputer touch screen control system is used for the equipment, which makes the whole testing process straightforward, accurate and reliable data collection, data storage, testing data can be printed out. The company products sales cover all over China and the United States, Italy, Russia, Canada and Israel and Iran, South Korea, Singapore, India, Japan, Saudi and over 20 countries.

Zengxin persists in the principle 'full of innovation and credit fundamental' and 'quality first, users supremacy'. We hope that the selection of our products will make a better contribution to our user for your economic and working efficiency. We will lead to provide users with the perfect solution and fast service with the user satisfaction, creating the tomorrow of the brilliancy glitter together!



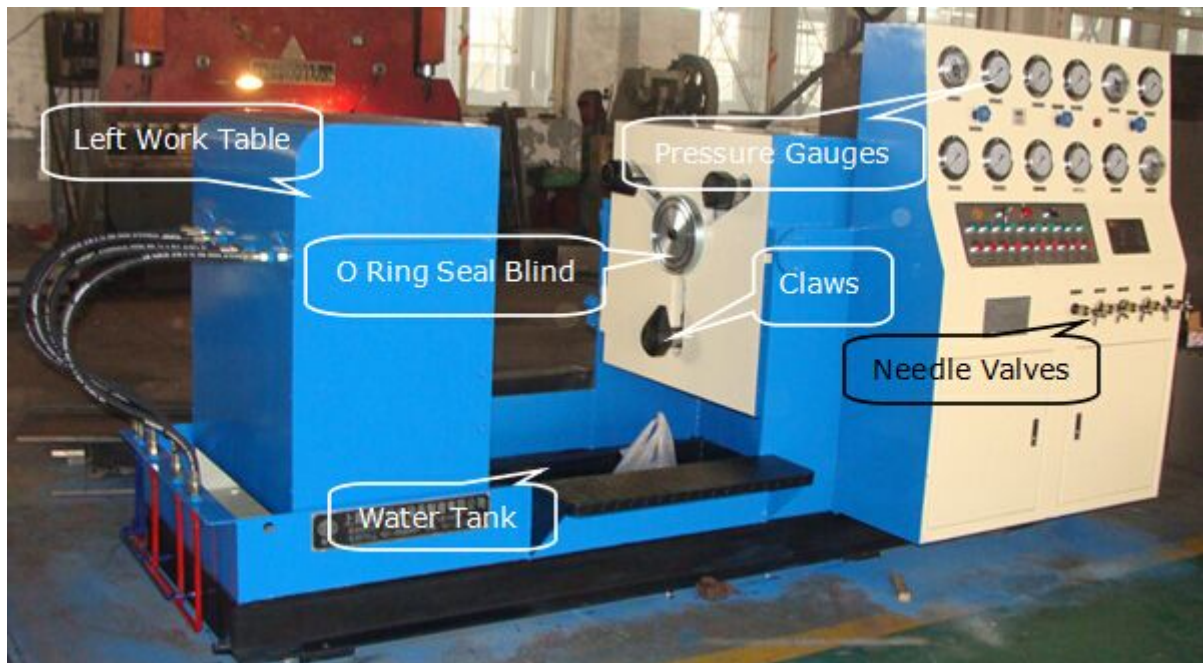
Hydraulic valve test bench introduction

- (1) Our hydraulic valve test bench use Germany MAXIMATOR air driven fluid booster for test pressure system. The booster is light and working reliable.
 - (2) The main parts of test bench has high quality.
 - (3) Water passage pipes use 304SS material.
 - (4) Hydraulic valve test bench has unique structure and hydraulic clamp system. The clamp force can be regulation.
 - (5) Test medium water, air or nitrogen for optional.
 - (6) We also have 'Touch Screen Monitoring System with Printer and " safety door " for optional.
- Welcome to make an inquiry of our valve test bench.

Contents

YFB Series Hydraulic Valve Test Bench	(4)
YFB-D Series Horizontal Valve Test Bench	(6)
YFB-DL Series Horizontal Valve Test Bench	(8)
YFB-L Series Vertical Valve Test Bench	(9)
YFB-DF Series Butterfly Valve Test Bench	(11)
YFB-6A Valve Test Bench	(13)
YFB-6A/LY Valve Test Bench	(15)
YFB-XM Series Plante Lapping Machine	(17)
YFB-QM Series Ball Lapping Machine	(18)
YFB-ZM Series Seat Ring Lapping Machine	(19)
YFB-SM Valve Working Life Test Machine	(20)
M Series Portable Valve Grinder	(21)
Touch Screen Monitoring System Introduction	(25)
Pictures Show	(26)
Requirement Sheets	(27)

- YFB Series Hydraulic Valve Test Bench



Hydraulic drive clamp claws to hold blind flange at the end of valve flange to have a performance test.

It is suitable for flange end valve, just like gate valve, ball valve, check valve etc.

Performance and Feature:

1. It is suitable to have a shell, seal and back seal test for flange end valves.
2. No external force affects test valve as clamp hold flange.
3. Right work platform can be turnover 90 degrees to have air seal test.
4. Test medium is water or air (6-8 bar gas source supplied by end user)
5. Test medium water can be recycling use for testing.
6. Equipped low pressure water pump, high pressure water booster and pressure timer.
7. Equipped automatic oil pressure discharge system, when being ready hold pressure, system discharge automatically, when working system return to normal status to effectively reduce oil temperature, elongate life of test bench and save energy.
8. Hydraulic clamping has safety interlock with water pressure discharge.

Standard Configuration:

1. Test Bench as request.
2. O ring seal blind cover range of test valve DN.
3. SS304 Pipes for Water.
4. MAXIMATOR Air Driven Water Booster (Pressure can up to 400bar, 680bar)

Optional Items:

1. Touch Screen Monitoring System & Printer
2. Safety Door
3. Air Cooler Fan

More detailed information please visit www.valvestest.com

Main Technical Parameters: (* can be designed as customer's request)

Model		YFB-100	YFB-200	YFB-300	YFB-400	YFB-600	YFB-800	YFB-1000
Test DN (mm)		15-100	50-200	80-300	200-400	300-600	400-800	500-1000
Test length of valve	*Min.L(mm)	108	178	203	292	356	406	457
	*Max.L(mm)	432	597	673	838	1143	1524	1727
Test flange diameter	*Min.D(mm)	90	150	190	345	485	600	700
	*Max.D(mm)	275	380	520	650	915	1149	1289
Hydraulic Oil Pump(L/m)		6.3	16	25	25	40	63	63
*Power		380V/50Hz						
Motor (Kw/Poles)		1.5/4	2.2/6	3.0/6	5.5/6	5.5/6	7.5/6	7.5/6
Oversize	L (mm)	2550	2820	3100	3350	3900	5200	5500
	W (mm)	1230	1400	1510	1750	1900	2400	2500
	H (mm)	1200	1300	1350	1450	1650	2000	2200
Weight	Kg	1980	2400	3000	4400	5600	8000	12000

Test Pressure Range:


Model	DN (mm) / Max.Test Pressure (bar)					
YFB-100	15-50	65	80	100		
	630	480	240	160		
YFB-200	50-65	80	100-125	150	200	
	630	480	240	160	100	
YFB-300	80-100	125	150	200	250	300
	630	480	240	160	100	75
YFB-400	200	250-300	350	400		
	240	160	100	75		
YFB-600	300-350	400	450-500	600		
	240	160	100	75		
YFB-800	400-450	500	600-700	800		
	240	160	100	75		
YFB-1000	500	600	700-800	900	1000	
	240	160	100	75	60	

We also can design different Max.test pressure as customer's request.

Pictures for Reference:



- YFB-D Series Horizontal Valve Test Bench



Hydraulic drive to press blind flange at the end of high pressure valve to have a performance test. It is suitable for flange and non-flange end type valve, especially for non-flange valve. Just like welded groove type high pressure ball valve etc.

Performance and Feature:

1. It is suitable to have shell, seal test for various connection types of valve.
2. We have hydraulic cylinder and screw type for customer choose.
(Clamp force over than 1700 tons we will design as screw type).
3. Test medium is water or air (6-8 bar gas source supplied by end user)
4. Test medium water can be recycling use for testing.
5. Equipped low pressure water pump, high pressure water booster and pressure timer.
6. Equipped automatic oil pressure discharge system, when being ready hold pressure, system discharge automatically, when working system return to normal status to effectively reduce oil temperature, elongate life of test bench and save energy.
7. Hydraulic clamping has safety interlock with water pressure discharge.

Standard Configuration:

1. Test Bench as request.
2. O ring seal blind cover range of test valve DN.
3. SS304 Pipes for Water.
4. MAXIMATOR Air Driven Water Booster (Pressure can up to 400bar, 680bar)

Optional Items:

1. Nylon Type Seal Blind (For non flange valve test)
2. Groove Type Seal Blind (For welded valve test)
3. Safety Door
4. Touch Screen Monitoring System & Printer
5. Air Cooler Fan

More detailed information please visit www.valvestest.com

Main Technical Parameters: (* can be designed as customer's request)

Model		YFB-D100	YFB-D200	YFB-D300	YFB-D400	YFB-D600	YFB-D800	YFB-D1000
Test DN (mm)		15-100	50-200	80-300	150-400	300-600	400-800	600-1000
Test length of valve	*Min.L(mm)	108	178	203	267	356	406	508
	*Max.L(mm)	578	794	991	991	1232	1651	As request
Hydraulic Oil Pump(L/m)		6.3	16	25	25	40	63	63
*Power		380V/50Hz						
Motor (Kw/Poles)		1.5/4	2.2/6	3.0/6	5.5/6	5.5/6	7.5/6	7.5/6
Oversize	L (mm)	2500	3200	3500	3500	4700	5100	5800
	W (mm)	900	2100	2200	2300	3100	3500	3900
	H (mm)	1650	1800	1800	1800	1800	1800	1800
Weight	Kg	2500	3000	3200	5500	7500	8500	45000

Test Pressure Range:

Model	DN (mm) / Max.Test Pressure (bar)				
YFB-D100	15-80	100			
	630	480			
YFB-D200	50-125	150	200		
	630	480	240		
YFB-D300	80-150	200	250	300	
	630	480	320	240	
YFB-D400	150	200	250	300	350-400
	630	480	320	240	160
YFB-D600	300	350-400	450-500	600	
	320	240	160	100	
YFB-D800	400	450-500	600	650-800	
	320	240	160	100	
YFB-D1000	600-650	700-800	850-1000		
	320	240	160		

We also can design different Max.test pressure as customer's request.

Pictures for Reference:



- YFB-DL Screw Type Valve Test Bench



Screw Driving Type Introduction:

The movement of top pressure device from motor through clutch, reducer and gears is transferred to vice-top screw nut body. The movement of vice-top screw nut body has the function of fast forward, slow forward and rewind. When blind flange pressing valve according to set pre-top pressing power, top screw system stop automatically. Top screw control pre-top pressing power to valve by setting magnetizing current of magnetic clutch and very convenient and reliable operation. The system makes test valve and vice-top screw body nut not to be damaged due to overload. The magnetizing current will be adjusted before leaving factory, when maintaining equipment, you can start "magnetic clutch" and adjust magnetizing current of screw forward and backward.

Seal Blinds for Screw Driving Type Valve Test Bench:


1. Screw type valve test bench is suitable for Inner Tunnel Seal Blind. Every size of valve need one match up Inner Tunnel Seal Blind. (Mostly of customer make blinds by themselves, also we can make blinds as customer's drawings).
2. If intend to use O ring seal blinds and groove seal blinds for testing, it need "bootstrap tank system".

Main Technical Parameters:

Clamp Power can be designed as customer's request.
Max.Clamp power can up to 4600 tons.

Please contact us for many more detailed information.

● YFB-L Series Vertical Valve Test Bench



Vertical valve test bench both has impact cylinder on up side and claws in bottom side. So it can test for none-flange valve and flange valve.

Performance and Feature:

1. It is suitable to test for small size kinds of valve. Max.DN=300mm.
2. For smaller than DN100mm, one control system can control 1-6 test station. (On customer request)
3. Test medium is water or air (6-8 bar gas source supplied by end user)
4. Test medium water can be recycling use for testing.
5. Equipped low pressure water pump, high pressure water booster and pressure timer.
6. Equipped automatic oil pressure discharge system, when being ready hold pressure, system discharge automatically, when working system return to normal status to effectively reduce oil temperature, elongate life of test bench and save energy.
7. Hydraulic clamping has safety interlock with water pressure discharge.

Standard Configuration:

1. Test Bench as request.
2. O ring seal blind cover range of test valve DN.
3. Nylon seal blind cover range of test valve DN.
4. MAXIMATOR Air Driven Water Booster (Pressure can up to 400bar, 680bar)

Optional Items:

1. Touch Screen Monitoring System & Printer
2. Safety Door
3. Air Cooler Fan

More detailed information please visit www.valvestest.com

Main Technical Parameters: (* can be designed as customer's request)

Model		YFB-L100	YFB-L200	YFB-L300
Test DN (mm)		15-100	50-200	80-300
Test length of valve	*Min.L(mm)	108	178	203
	*Max.L(mm)	432	597	648
Test flange diameter	*Min.D(mm)	90	150	190
	*Max.D(mm)	275	380	520
Hydraulic Oil Pump(L/m)		6.3	16	25
*Power		380V/50Hz		
Motor (Kw/Poles)		1.5/4	2.2/6	3.0/6
Oversize	L (mm)	1750	1850	2050
	W (mm)	800	1100	1100
	H (mm)	1850	1850	1850
Weight	Kg	1500	2000	2500

Test Pressure Range:

Model	DN (mm) / Max.Test Pressure (bar)				
YFB-L100	15-65	80	100		
	480	240	160		
YFB-L200	50-80	100-125	150	200	
	480	240	160	100	
YFB-L300	80-100	125-150	200	250	300
	480	240	100	75	60

We also can design different Max.test pressure as customer's request.

Pictures for Reference:



- YFB-DF Series Butterfly Valve Test Bench



Butterfly Valve Test Bench specially design for butterfly valve and knife valve performance test.

Performance and Feature:

1. It is suitable to test for flange end and wafer end butterfly valve.
2. The claws are simultaneously moved and clamped test valve.
3. There are single and couple station on customer's request.
4. Test medium is water or air (6-8 bar gas source supplied by end user)
5. Test medium water can be recycling use for testing.
6. Equipped low pressure water pump, high pressure water booster and pressure timer.
7. Equipped automatic oil pressure discharge system, when being ready hold pressure, system discharge automatically, when working system return to normal status to effectively reduce oil temperature, elongate life of test bench and save energy.
8. Hydraulic clamping has safety interlock with water pressure discharge.

Standard Configuration:

1. Test Bench as request.
2. SS304 Pipes for Water.
3. MAXIMATOR Air Driven Water Booster.

Optional Items:

1. Touch Screen Monitoring System & Printer
2. O ring seal blinds.
2. Safety Door
3. Air Cooler Fan

More detailed information please visit www.valvestest.com

Main Technical Parameters: (* can be designed as customer's request)

Model		YFB-DF 300	YFB-DF 600	YFB-DF 800	YFB-DF 1200	YFB-DF 1600	YFB-DF 2400
Test DN (mm)		50-300	50-300 300-600	50-300 350-800	300-600 700-1200	350-800 900-1600	1600-2400
Distance between claws&table	*Max.D(mm)	370	370/620	370/637	620/1225	637/1225	1250
Test flange diameter	*Min.D(mm)	150	150/445	150/505	445/895	505/1075	1790
	*Max.D(mm)	485	485/815	485/1060	815/1485	1060/1915	2685
Hydraulic Oil Pump(L/m)		16	25	25	40	40	63
*Power		380V/50Hz					
Motor (Kw/Poles)		2.2/6	3.0/6	3.0/6	5.5/6	5.5/6	7.5/6
Oversize	L (mm)	2000	3500	3600	4900	5200	5500
	W (mm)	1200	1350	1500	2200	2350	3600
	H (mm)	1850	1980	2050	2050	2200	2200
Weight	Kg	2000	4500	6000	8000	9800	13000

Test Pressure Range:


Model	DN (mm) / Max.Test Pressure (bar)			
YFB-DF300	50-150	200	250-300	
	100	75	30	
YFB-DF600	300-400	450	500	600
	100	75	60	30
YFB-DF800	350-450	500	600	700-800
	100	75	60	30
YFB-DF1200	700	800	900-1100	1200
	75	60	30	24
YFB-DF1600	900	1000-1200	1400	1600
	60	30	24	16
YFB-DF2400	1600-1800	2000	2200-2400	
	24	16	10	

We also can design different Max.test pressure as customer's request.

Pictures for Reference:



- YFB-6A Valve Test Bench



YFB-6A type valves test bench specially design for 6A ball valve, gate valve etc flange connection valves seal and shell test. Test Pressure up to 22500psi.

Performance and Feature:

1. It is suitable to have a test for flange end 6A valves.
2. No external force affects test valve as clamp hold flange.
3. Right work platform can be turnover 90 degrees to have air seal test.
4. Test medium is water (6-8 bar gas source supplied by end user)
5. Test medium water can be recycling use for testing.
6. Equipped low pressure water pump, high pressure water booster and pressure timer.
7. Equipped automatic oil pressure discharge system, when being ready hold pressure, system discharge automatically, when working system return to normal status to effectively reduce oil temperature, elongate life of test bench and save energy.
8. Hydraulic clamping has safety interlock with water pressure discharge.

Standard Configuration:

1. Test Bench as request.
2. Hard seal octagonal ring. (each size has 1 set, total 6 pieces)
3. SS304 Pipes for Water.
4. MAXIMATOR Air Driven Water Booster (Pressure can up to 1600bar)
5. Safety Door

Optional Items:

1. Touch Screen Monitoring System & Printer
2. Air Cooler Fan

More detailed information please visit www.valvestest.com

Main Technical Parameters: (* can be designed as customer's request)

Model		YFB-6A/3-1/16	YFB-6A/4-1/16
Allowable test DN	DN/mm	2-1/19"-3-1/16"	3-1/19" - 4-1/16"
Allowable flange size	*Minimum	≥216mm	≥240mm
	*Maximum	≤270mm	≤360mm
Distance between two sides blinds	*Minimum	≥350mm	≥415mm
	*Maximum	≤950mm	≤1000mm
Hydraulic system	Range of oil pump pressure	0-6.3MPa	0-6.3MPa
	Flow	16L/min	25L/min
	Hydraulic pressure increase	3.0-31.5MPa	3.0-31.5MPa
Power	*Voltage	380V	380V
	*Frequency	50Hz	50Hz
		Three Phase	Three Phase
Motor	Rate of work	2.2Kw	3.0Kw
	Number of Poles	6P	6P
Dimensions for Reference	(L*W*H)	2700*1510*1350mm	3200*1750*1450mm
Weight for Reference		G.W 3300KG	G.W 4800KG

Test Pressure Range:

Model	DN (mm) / Test Pressure (psi)		
YFB-6A/3-1/16	2-1/16"	2-9/16"	3-1/16"
	5000-22500	3000-22500	3000-22500
YFB-6A/4-1/16	3-1/16"	3-1/8"	4-1/16"
	10000-22500	3000-7500	3000-22500

Pictures for Reference:



- YFB-6A/LY Valve Test Bench



YFB-6A/LY type valve test bench specially design for flange end or welded groove 6A valves seal and shell test. Test pressure up to 22500psi.

Performance and Feature:

1. It is suitable to have a test for flange end and welded groove 6A valves.
2. Hydraulic vertical type: the top part has top pressure oil cylinder, the bottom side has claws holding oil cylinder.
3. Test medium is water (6-8 bar gas source supplied by end user)
4. Test medium water can be recycling use for testing.
5. Equipped low pressure water pump, high pressure water booster and pressure timer.
6. Equipped automatic oil pressure discharge system, when being ready hold pressure, system discharge automatically, when working system return to normal status to effectively reduce oil temperature, elongate life of test bench and save energy.
7. Hydraulic clamping has safety interlock with water pressure discharge.

Standard Configuration:

1. Test Bench as request.
2. Hard seal octagonal ring. (each size has 1 set, total 6 pieces)
3. SS304 Pipes for Water.
4. MAXIMATOR Air Driven Water Booster (Pressure can up to 1600bar)
5. Safety Door

Optional Items:

1. Touch Screen Monitoring System & Printer
2. Air Cooler Fan

More detailed information please visit www.valvestest.com

Main Technical Parameters: (* can be designed as customer's request)

Model		YFB-6ALY/3-1/16	YFB-6ALY/4-1/16
Allowable test DN	DN/mm	2-1/19"-3-1/16"	3-1/19" - 4-1/16"
Allowable flange size	*Minimum	≥216mm	≥240mm
	*Maximum	≤270mm	≤360mm
Distance between two sides blinds	*Minimum	≥350mm	≥415mm
	*Maximum	≤800mm	≤920mm
Hydraulic system	Range of oil pump pressure	0-6.3MPa	0-6.3MPa
	Flow	16L/min	25L/min
	Hydraulic pressure increase	3.0-31.5MPa	3.0-31.5MPa
Power	*Voltage	380V	380V
	*Frequency	50Hz	50Hz
		Three Phase	Three Phase
Motor	Rate of work	2.2Kw	3.0Kw
	Number of Poles	6P	6P
Dimensions for Reference	(L*W*H)	2100*1100*1900mm	2400*1300*2000mm
Weight for Reference		G.W 3300KG	G.W 4300KG

Test Pressure Range:

Model	DN (mm) / Test Pressure (psi)		
YFB-6ALY/3-1/16	2-1/16"	2-9/16"	3-1/16"
	5000-22500	3000-22500	3000-22500
YFB-6ALY/4-1/16	3-1/16"	3-1/8"	4-1/16"
	10000-22500	3000-7500	3000-22500

Pictures for Reference:



● YFB-XM Planet Lapping Machine



It's suitable to lap seating surface of gate and seat ring. When lapping, big lapping table rotates in low speed, 2-4 drive rings on the big lapping table make low speed rotation in fixed position to the same direction, work piece in the drive rings makes not only revolution but also rotation by friction force to achieve ideal lapping effect.


Performance and Feature:

1. It is suitable to lap seating surfaces of gate and seal ring.
2. A lapping movement of gate and seal ring is either revolution or rotation. It's surface roughness reaches $Ra\ 0.8\mu m$ and tightness $\geq 80\%$.
3. Lapping time can be preset, when timer is over, it will stop automatically with sound & light for remind.
4. Easy, simple and reliable operation. One person can operate several lapping machines with high efficiency.

Main Technical Parameters: (* can be designed as customer's request)

Model specification		YFB-XM/1200	YFB-XM/1600	YFB-XM/2000	YFB-XM/2400
Lapping table diameter (mm)		1200	1600	2000	2400
ID of lapping ring (mm)	2 rings	Φ460	Φ640	Φ835	Φ1035
	3 rings	Φ460	Φ640	Φ805	Φ1005
	4 rings	Φ420	Φ560	Φ700	Φ860
Lapping table torque (Nm)		2100	3200	5200	5900
Rpm of lapping table (rpm)		22	20	18	16
Power	Voltage / Frequency	380V / 50Hz	380V / 50Hz	380V / 50Hz	380V / 50Hz
Motor	Power / Poles	5.5KW / 6P	7.5KW / 6P	11.0KW / 6P	11.0KW / 6P
Overall size	Diameter (mm)	Φ1300	Φ1730	Φ2100	Φ2520
	Height (mm)	1000	1100	1210	1250
Weight	Kg	1500	2000	2500	3000

● YFB-QM Ball Lapping Machine



It is suitable to lap the spherical surface of balls. Ball clamped by core shaft which is positioned by thimble rotates around horizontal core shaft and the speed is step less speed regulating. Lap table above ball make eccentric orbit rotation around vertical shaft and speed is speed regulating. You can realize seat ring and ball grinding by replacing lapping table with seat ring with special fixture.

Performance and Feature:

1. It is suitable to lap the spherical surfaces of ball.
2. After lapping outer surface of ball, you can have seat ring and ball lapping.
3. Ball clamped by core shaft which is positioned by thimble rotate around horizontal core shaft and the speed is step less speed regulating.
4. Lapping table on the ball make eccentric movement around vertical shaft, eccentric distance can be adjustable and speed is step less speed regulating.
5. Lapping table flexibly connects with a main shaft and eliminates an error caused by jiggling.
6. Lapping time for each station can be preset, and have a timer for remind.
7. Customer can choose the function as followed: Multi-stations.

Main Technical Parameters: (* can be designed as customer's request)

Model		YFB-QM/100	YFB-QM/200	YFB-QM/300	YFB-QM/400	YFB-QM/600
Ball Lapping Range (mm)		DN25 - 100	DN65 - 200	DN80 - 300	DN150-400	DN300 - 600
Ball Rotation Parameters	rpm	2.1 - 10.4	1.4 - 7.2	0.8 - 4.0	0.7 - 3.6	0.5 - 2.3
	Power / Poles	0.18KW / 4P	0.18KW / 4P	0.25KW / 6 P	0.25KW/6P	0.25KW / 6P
Lapping Table Rotation Parameters	rpm	39 - 197	26 - 130	12.5 - 63	6.8 - 34	2.7 - 13.6
	Power / Poles	0.25KW / 6P	0.25KW / 6P	0.55KW / 6P	0.55KW / 6P	0.75KW / 6P
Power	Vol / Fre	380V/50Hz				
Overall size	L (mm)	1400	1500	1600	1800	2300
	W (mm)	750	820	1000	1200	2100
	H (mm)	2100	2200	2300	2400	2500
Weight	Kg	1000	1500	2000	2500	4000

● YFB-ZM Seat Ring Lap Machine



It is suitable to lap seating surface of seat ring on the valve body. When lapping, body is clamped on the adjustable work table by hydraulic claws, lapping table make eccentric rotation around axis vertical to seating surface of seat ring and the speed is stepless controlled.

Performance and Feature:

1. It is suitable to lap seating surface for various valves.
2. It adopts claw hold flange to press mounting, work table mounting surface can adjust inclination angle (0-6 degrees).
3. The speed of lapping table is step less speed regulating. A eccentric mechanism is used to make lapping table eccentric rotation.
4. Seating surface roughness reaches Ra 0.8 μ m and tightness \geq 80%.
5. Up & down of arm, inclination of work table as well as loosening & tightening and the force are all step less hydraulic driven.
6. It has timer to remind operator when over.

Main Technical Parameters:

Model		YFB-ZM/300	YFB-ZM/500	YFB-ZM/600
Seat Ring Lapping Range (mm)		DN80 - 300	DN150 - 500	DN200 - 600
Lapping Table Rotation Parameters	rpm	2.1 - 10.4	1.4 - 7.2	0.8 - 4.0
	Power / Poles	0.18KW / 4P	0.18KW / 4P	0.25KW / 6 P
Hydraulic System	L/min	6.3	16	16
	Power / Poles	1.5 / 4	2.2 / 6	2.2 / 6
Power	Vol / Fre	380V/50Hz		
Overall size	L (mm)	1700	2100	2400
	W (mm)	1100	1400	1600
	H (mm)	2100	2300	2420
Weight	Kg	1500	2000	2500

- YFB-SM Valve Working Life Test Machine




Performance and Feature:

1. The system is made up of industrial touch screen computer, pressure sensor, torque sensor, angular displacement sensor, PLC, conversion module, switch power, printer and control software.
2. The system can have the following automatic cycle life test on valve with pressure: valve pressurize -> close with pressure -> one end discharge sealing pair with full pressure -> open valve with pressure -> valve pressurize -> ...
3. The system has automatic cycle test according to preset number of automatic cycle and stop automatically, system record total cycle numbers and each round of opening and closing torque value.
4. System can test valve opening and closing torque value separately, testing result can be saved and printed out in digital or image curve.

- M Series Portable Valve Grinder

M-100 Portable Valve Grinder



M-100 Valve Grinder Overview

Model M-100 portable valve grinder is developed for the maintenance of valves as the new generation product. The product can reduce labor intensity, improve labor efficiency and lower maintenance costs. It is widely used in the industries such power generation, petroleum, chemical and metallurgy .It has the following characteristics:

Light, compact, and easy to carry

Split-type assembly makes installation easy and fast

Easy to be used

High efficiency, good grinding quality

Maintenance in the site without valve disassembles and assembles

M-100 Valve Grinder Technical Parameter

Grinding scope:

Cone valve: $\Phi 10 \sim 65$, angle 60° 、 75° 、 90°

Flat cone-valve: $\Phi 20 \sim 165$

Gate valve: $\Phi 30 \sim 100$ (not on line)

Motor power: 622W

Rated Voltages: 220V

Allowed adjustable length: $L \leq 250\text{mm}$

Operating weight: 3kg

M-200 Portable Valve Grinder



M-200 Valve Grinder Overview

Model M-200 portable valve grinder is widely used in the industries such power generation, petroleum, chemical, metallurgy and paper making as a high-tech product with national patent. It has the following characteristics:

Light, compact, and easy to carry

Split-type assembly makes installation easy and fast

Available in various field work

Applicable in grinding gate, check valves and flanges made of various materials

Grinding automatically after the installation is adjusted well

Reasonable structure design, perfect Metabo motor and high-quality imported grinding materials contribute to the grinding 3-10 times as fast as the manual one

Step less and adjustable speed, stable power transmission and accurate lapping make the sealing face in complete contact.

M-200 Valve Grinder Technical Parameter

Grinding scope: DN80~200

Motor power: 1020W


Rated Voltages: 220V

Dimensions for the minimum opening of the valves: $B > 45\text{mm}$

Allowed adjustable length: $L \leq 600\text{mm}$

Operating weight: 20kg

M-300 Portable Valve Grinder



M-300 Valve Grinder Overview

Model M-300 portable valve grinder is widely used in the industries such power generation, petroleum, chemical, metallurgy and paper making as a high-tech product with national patent. It has the following characteristics:

Light, compact, and easy to carry

Split-type assembly makes installation easy and fast

Available in various field work

Applicable in grinding gate, check valves and flanges made of various materials

Grinding automatically after the installation is adjusted well

Reasonable structure design, perfect Metabo motor and high-quality imported grinding materials contribute to the grinding 3-10 times as fast as the manual one

Step less and adjustable speed, stable power transmission and accurate lapping make the sealing face in complete contact.

M-300 Valve Grinder Technical Parameter

Grinding scope: DN80~300

Motor power: 1100W

Rated Voltages: 220V

Dimensions for the minimum opening of the valves: $B > 40\text{mm}$

Allowed adjustable length: $L \leq 650\text{mm}$

Operating weight: 20kg

M-600 Portable Valve Grinder



M-600 Valve Grinder Overview

M-600 portable valve grinding machines with high efficiency, being easy to carry and being easy to operate, can repair the valve sealing surface in the pipeline scene. Applicable to the grinding of gate valve , globe valve , disc wedge is High-tech national patent products.

M-600 Valve Grinder Technical Parameters

- a) grinding diameter: DN200 ~ 600
- b) the electrical power: 1010 W
- c) the greatest adjustment depth: 900 mm
- d) input voltage: 220 V
- e) operating weight: 25 kg
- f) the smallest broaching size: B = 65mm

- Touch Screen Monitoring System Introduction



Parameters Initialization

Pressure Test Curve

Test Report

Performance and Feature:

1. Touch screen monitoring system is made up of industrial touch screen computer, pressure sensor, conversion module, switch power, printer and control software.
2. The system can record and print out parameters of test valve.
3. Customer can choose test item as back seal test, shell test, High pressure water test and low pressure air test.
4. The system can record test pressure and time in digital and image curve in test process.

More detailed information please visit www.valvestest.com

● Pictures Show:



If any inquiry of our valve test bench, please try to full in the attached form and send it to me:

info@valvestest.com or benqpan@gmail.com

Thanks and Regards,

Export manager: Ben Pan; Skype:benqpan; QQ: 10545212

Add: JiaDing District, Shanghai China; Email: info@valvestest.com

● Requirement Sheets:

Hydraulic Valve Test Bench Requirement Sheets

PS: Please write down necessary information as much as possible.

And send documents back to mail: info@valvestest.com or benqpan@gmail.com

So we can choose the most suitable valve test bench and quotation for you as soon as possible.

Company name:	
Contact name:	
E-Mail:	Web:

Test Item(which kinds of valve):			
Test valve range DN(mm)	PN (bar)	Test valve DN(mm)	Max.test pressure (bar)
DN15-100mm		DN100mm	
DN50-200mm		DN200mm	
DN80-300mm		DN300mm	
DN150-400mm		DN400mm	
DN300-600mm		DN600mm	
DN400-800mm		DN800mm	
DN500-1000mm		DN1000mm	
Other sizes:			
Available power supply : X380VAC/50HZ or			
Available driving air: bar		Computer recorder required:	
Purchasing date forecast:		Delivery date needed:	
What are the main problems needed to solve by us:			